


**Toraseen™**

**A  
BETTER  
EVERYDAY  
FOR  
EVERYONE.**



# TO EMPOWER ORGANISATIONS TO CREATE BRILLIANT WORKING ENVIRONMENTS THROUGH SMARTER DESIGN.

We have multiple product ranges within Torasen's portfolio, each offers its own individual style that complement each other to create an extensive range of collections to choose from. Whatever your project, whatever your style and whatever your need, you'll find the solution within this portfolio.

**Torasen™**



**A COMPLETE  
SOLUTION.**





# CONTENTS.



11



38



75



46



67



81



**TASK SEATING**  
p08-29



**MULTI-PURPOSE**  
p30-43



**SOFT SEATING**  
p44-55



**COLLECTIONS**  
p56-61



**DESKING & TABLES**  
p62-77



**STORAGE**  
p78-85



**FABRICS & FINISHES**  
p86-95



This icon indicates that some models within this range are available for Xpress Delivery.



**Torasen™**

# **TASK SEATING**







# ZEUS

**Zeus** is a contemporary task seating range, delivering a fresh aesthetic with a stylish mesh back available in a range of colours to suit modern office environments.



Xpress delivery



99% recyclable



Mesh colours available

## The range



No arms  
**ZU704** - Synchronised mechanism



Height adjustable arms  
**ZU704HA** - Synchronised mechanism



Fold down arms  
**ZU704FDA** - Synchronised mechanism



No arms with headrest  
**ZU714** - Synchronised mechanism



Height adjustable arms with headrest  
**ZU714HA** - Synchronised mechanism



Fold down arms with headrest  
**ZU714FDA** - Synchronised mechanism

# METEOR

With a contemporary angular appearance, **Meteor** is a stylish new addition to our seating portfolio, designed for all day comfort.

Meteor is a hardworking, versatile task chair delivering simple functionality with multiple mechanism and arm options available.



## The range



No arms  
**M300** - Standard mechanism



Height adjustable arms  
**M300HA** - Standard mechanism



Fold down arms  
**M300FDA** - Standard mechanism

# METEOR MESH

Guaranteed to provide a contemporary feel to any office environment, **Meteor Mesh** delivers the same high performance as the Meteor range.

The addition of a breathable mesh back, available in a variety of colour choices, creates a clean and modern styling that enables users to stay comfortable throughout the day and discourages fatigue.



## The range



No arms  
**M500** - Standard mechanism



Height adjustable arms  
**M500HA** - Standard mechanism



Fold down arms  
**M500FDA** - Standard mechanism



ALL DAY  
COMFORT.





# MERCURY

Mercury operator chairs feature a contoured seat and backrest. Their comprehensive suite of functional controls and options provide comfort and support during prolonged periods of seated work.



## The range



No arms  
Medium back  
**M20** - Standard mechanism



No arms  
High back  
**M60** - Standard mechanism



Fixed arms  
Medium back  
**M20A** - Standard mechanism



Fixed arms  
High back  
**M60A** - Standard mechanism



Height adjustable arms  
Medium back  
**M20HA** - Standard mechanism



Height adjustable arms  
High back  
**M60HA** - Standard mechanism



Draughtsman chair  
Medium back  
**M20D** - Standard mechanism

# MERCURY MESH

The addition of a stylish, height adjustable mesh back to our successful Mercury family gives a modern, fresh aesthetic to the range.

Mercury Mesh is available as a task chair and cantilever visitor chair, both with a choice of arms, mechanisms and frame finishes.



## The range



No arms  
**M100** - Standard mechanism



Fixed arms  
**M100A** - Standard mechanism



Height adjustable arms  
**M100HA** - Standard mechanism



Visitors Chair  
**M100V** - No Arms



Visitors Chair  
**M100VA** - Fixed Arms

# MERCURY XL

**Mercury XL** task chairs are built with contoured seats and backrests to provide high levels of comfort and support during prolonged seated periods. Mercury XL is easy to adjust and includes a one touch back height adjustment and options including backrest heights, tilt actions and arm options.



## The range



No arms  
High back, larger seat width  
**M60XL** - Standard mechanism



Fixed arms  
High back, larger seat width  
**M60XLA** - Standard mechanism



Height adjustable arms  
High back, larger seat width  
**M60XLHA** - Standard mechanism

# OPUS XTRA

**Opus Xtra** task chair range offers contoured seat and back cushions to provide excellent ergonomic comfort. Opus Xtra features seat depth adjustment and adjustable lumbar support, synchronised tilt action with a multi-position back lock, and the option of fully adjustable fold down arms that allows easy access to the workstation.



## The range



No arms  
High back, larger seat width  
**OX81** - Synchronised mechanism



Height adjustable arms  
High back, larger seat width  
**OX81HA** - Synchronised mechanism



Fold down arms  
High back, larger seat width  
**OX81FDA** - Synchronised mechanism



# PLUTO

**Pluto** offers a clean linear aesthetic and user friendly adjustments to provide the optimum blend of style and functionality required for the office environment.

The fully upholstered task seating range provides a host of options to choose from including a choice of back height, two arm options and a seat slide to ensure a comfortable sit throughout the working day.



## The range



No arms  
Medium back  
**PT30** - Standard mechanism



No arms  
High back  
**PT70** - Standard mechanism



Fixed arms  
Medium back  
**PT30A** - Standard mechanism



Fixed arms  
High back  
**PT70A** - Standard mechanism



Height adjustable arms  
Medium back  
**PT30HA** - Standard mechanism



Height adjustable arms  
High back  
**PT70HA** - Standard mechanism



Draughtsman chair  
Medium back  
**PT30D** - Standard mechanism

# PLUTO PLUS

**Pluto Plus** is designed to deal with demanding work environments. A fully synchronised mechanism allows the seat to be frequently and easily reconfigured without compromising comfort.

Available with tilt action and arm options, Pluto Plus can be tailored to meet your exact requirements.



## The range



No arms  
High back  
**PP80** - Synchronised mechanism



Height adjustable arms  
High back  
**PP80HA** - Synchronised mechanism



Fold down arms  
High back  
**PP80FDA** - Synchronised mechanism

**ENHANCED  
COMFORT.**





# SOMETHING FOR EVERY BODY.



90Series



100Series



100Series



200Series



300Series



### Headrest

The addition of an adjustable headrest supports the user in reclined positions, relieving stress within the neck muscles.



### Fold Down Arms

Fully adjustable fold down arms allow easy access to the workstation.



### Inflatable Lumbar & Thorax

By using the pneumatic pump the lumbar and thoracic supports can be inflated or deflated as required.



### Seat Slide

A sliding seat adapts to different thigh lengths, allowing the user to optimise their own comfort and support.



### AirTech Seat Board

A push of the button allows air to flow through the two way valve; this enables the seat to move as you move and moulds to your natural shape.

# ORTHOPAEDICA

## 90Series

The **90Series** is the original model of Orthopaedica, built with a contoured seat and backrest; it provides high levels of support during prolonged sitting periods. Orthopaedica can be further enhanced with the addition of optional features including: seat depth adjustment, inflatable lumbar and thoracic supports and a choice of arm options.



Xpress delivery



99% recyclable

### The range



No arms  
**OC97** - Independent mechanism



Height adjustable arms  
**OC97HA** - Independent mechanism



Fold down arms  
**OC97FDA** - Independent mechanism

# ORTHOPAEDICA

## 100Series

The **Orthopaedica 100Series** offers a wider back for a more encompassing sit. The upholstered outer back creates a softer aesthetic and can be specified in two-tone fabric to create a unique look.



Xpress delivery



99% recyclable

### The range



No arms  
**OC107** - Independent mechanism



Height adjustable arms  
**OC107HA** - Independent mechanism



Fold down arms  
**OC107FDA** - Independent mechanism



No arms  
**OC117** - Independent mechanism



Height adjustable arms  
**OC117HA** - Independent mechanism



Fold down arms  
**OC117FDA** - Independent mechanism



# ORTHOPAEDICA

## 200Series

Every individual is unique in their proportions, which is why we developed a range of back heights within the Orthopaedica range. The mid back variation is built with a laminated core; the **200Series** is available with an upholstered outer and inner back.



Xpress delivery



99% recyclable

### The range



No arms  
OC207 - Independent mechanism



Height adjustable arms  
OC207HA - Independent mechanism



Fold down arms  
OC207FDA - Independent mechanism

# ORTHOPAEDICA

## 300Series

The expansion of the Orthopaedica range has led to the creation of the ultra high back, to offer the ultimate in support and comfort. Developed with a laminated core structure for additional strength, the **300Series** features a fully upholstered back.



Xpress delivery



99% recyclable

### The range



No arms  
OC307 - Independent mechanism



Height adjustable arms  
OC307HA - Independent mechanism




Fold down arms  
OC307FDA - Independent mechanism



Toraseen™

# MULTI-PURPOSE





# MINDY

**Mindy** is a range of simple and functional multi-purpose seating. Minimal in design the collection shares an identical shell structure with the option of an upholstered seat pad.

Mindy can be tailored to almost any space thanks to the variety of base and finish options available.



## The range



Side chair  
4 Leg frame  
**MY11** - Upholstered seat pad



Side chair  
Wire frame  
**MY21** - Upholstered seat pad



Side chair  
4 Star base  
**MY31** Upholstered seat pad



Side chair  
Pyramid base  
**MY41** - Upholstered seat pad



Side chair  
5 Star base  
**MY51** - Upholstered seat pad

# MORK

**Mork** is a versatile multi-purpose seating range which comprises of seven distinct base options, ideal for contemporary cafe, corporate and public sector environments.



## The range



Side chair  
4 Leg frame  
**MK11** - Upholstered seat pad



Side chair  
Wire frame  
**MK21** - Upholstered seat pad



Side chair  
4 Star base  
**MK31** - Upholstered seat pad



Side chair  
Pyramid base  
**MK41** - Upholstered seat pad



Side chair  
5 Star base  
**MK51** - Upholstered seat pad



Side chair  
Beech 4 leg frame  
**MK61** - Upholstered seat pad



Side chair  
Solid Ash pyramid base  
**MK71** Upholstered seat pad

# KYOS

**Kyos** epitomises the concept that good design does not mean a high cost. With a breathable back and different frame options Kyos is a universal multi-purpose seating range.

Kyos chairs can be stacked up to four high and a trolley can be provided for easy transportation, an optional writing tablet and linking device makes Kyos suitable for educational requirements, conference and meeting rooms.



## The range



4 Leg frame No arms **KS2** - Plastic back, upholstered seat  
 4 Leg frame With arms **KS2A** - Plastic back, upholstered seat  
 Cantilever No arms **KS5** - Plastic back, upholstered seat  
 Cantilever With arms **KS5A** - Plastic back, upholstered seat



4 Leg frame No arms **KS3** - Fully upholstered  
 4 Leg frame With arms **KS3A** - Fully upholstered  
 Cantilever No arms **KS6** - Fully upholstered  
 Cantilever With arms **KS6A** - Fully upholstered

# KYOS MESH

**Kyos Mesh** is a refreshing new addition to the Kyos range. Developed with a collection of breathable mesh back colour options to choose from, two frame options and, available with or without arms.

Kyos Mesh is a versatile chair that can be customised to suit a variety of environments including educational, meeting and hospitality areas.



## The range



4 Leg frame No arms **KM8** - Upholstered seat  
 4 Leg frame With arms **KM8A** - Upholstered seat  
 Cantilever frame No arms **KM10** - Upholstered seat  
 Cantilever frame With arms **KM10A** - Upholstered seat



**INFINITE  
POSSIBILITIES.**



# PILA

**Pila** is a versatile range of multi-purpose seating with strong design features, comprising both lightweight practicality and functional simplicity that will fit with confidence into any environment.

The writing tablet and linking options make Pila entirely suitable for learning requirements, conference and meeting rooms. Pila can be stacked up to 4 high meaning easy transportation and storage.



Xpress delivery



99% recyclable

## The range



4 Leg frame  
No arms  
**PL1** - Plastic back & seat



4 Leg frame  
With arms  
**PL1A** - Plastic back & seat



4 Leg frame  
No arms  
**PL2** - Plastic back & upholstered seat



4 Leg frame  
With arms  
**PL2A** - Plastic back & upholstered seat



4 Leg frame  
No arms  
**PL3** - Wood back & seat



4 Leg frame  
With arms  
**PL3A** - Wood back & seat



4 Leg frame  
No arms  
**PL4** - Wood back & upholstered seat



4 Leg frame  
With arms  
**PL4A** - Wood back & upholstered seat

# PILA BEAM

Upholstered

**Pila Beam** is a versatile seating system with strong design features, comprising of functional simplicity that will fit with confidence into any corporate or public waiting areas, healthcare or learning environments.

Pila Beam is built with a four leg frame and can be customised in a range seating configurations with or without arms and an option of floor fixing legs.



99% recyclable

## The range



2 Unit seat  
**PLU-SS** - No arms  
**PLU-ASSA** - With arms



3 Unit seat  
**PLU-SSS** - No arms  
**PLU-ASSSA** - With arms



4 Unit seat  
**PLU-SSSS** - 4 unit seat  
**PLU-ASSSSA** - 4 unit seat



# PILA BEAM

Plastic

**Pila Beam** is a versatile seating system with strong design features, comprising of functional simplicity that will fit with confidence into any corporate or public waiting areas, healthcare or learning environments.

Pila Beam is built with a four leg frame and can be customised in a range seating configurations with or without arms and an option of floor fixing legs.



99% recyclable

The range



2 Unit seat  
PL-SS - No arms  
PL-ASSA - With arms



3 Unit seat  
PL-SSS - No arms  
PL-ASSSA - With arms



4 Unit seat  
PL-SSSS - No arms  
PL-ASSSSA - With arms

# PILA BEAM

Plywood

**Pila Beam** is a versatile seating system with strong design features, comprising of functional simplicity that will fit with confidence into any corporate or public waiting areas, healthcare or learning environments.

Pila Beam is built with a four leg frame and can be customised in a range seating configurations with or without arms and an option of floor fixing legs.



99% recyclable

The range



2 Unit seat  
PLP-SS - No arms  
PLP-ASSA - With arms



3 Unit seat  
PLP-SSS - No arms  
PLP-ASSSA - With arms



4 Unit seat  
PLP-SSSS - No arms  
PLP-ASSSSA - With arms



# COOPER

**Cooper** is the latest addition to the Torasen multi-purpose seating portfolio. With more time being spent away from the traditional desk, the demand for light work seating has increased.

Cooper provides diversity, without compromising cost, performance or build. It is designed with contoured upholstery and curved lines for added comfort.



99%  
recyclable

## The range



Light work chair  
CP50 - No arms




Light work chair  
CP50A - With arms





**Toraseen™**

# SOFT SEATING



# HERBIE

**Herbie** is a perfect style statement for reception, working environment or breakout area.

Herbie is available with a choice of frames. The sculptured seat and back offers support and comfort.



## The range



Lounge chair  
**HRB10** - Wire frame



Lounge chair  
**HRB20** - Solid Ash 4 leg frame



Lounge chair  
**HRB30** - 4 Star base



Lounge chair  
**HRB40** - Pyramid base




Lounge chair  
**HRB50** - Solid Ash pyramid base

# HERBIE

**Herbie** is a perfect style statement for reception, working environment or breakout area.

Herbie is available with a choice of frames. The sculptured seat and back offers support and comfort.



## The range



2 Seat sofa  
**HRB60** - Wire frame



2 Seat sofa  
**HRB70** - 4 Leg solid Ash frame



Low stool  
**HRB100** - Solid Ash pyramid base



Low stool  
**HRB80** - 4 Star base



Low stool  
**HRB90** - Pyramid base



# BEAUTY WITH FORM.







# CLARA

**Clara** is a stylish mid lounge chair designed to provide comfort and style for contemporary cafe, corporate and breakout areas. Clara offers a choice of frame to suit any environment.



99%  
recyclable

## The range



Side chair  
**CLR10** - 4 Leg frame



Side chair  
**CLR20** - 4 Leg frame on castors



Side chair  
**CLR30** - 4 Star base



Side chair  
**CLR40** - Pyramid base



Side chair  
**CLR50** - 5 Star base



Side chair  
**CLR60** - Solid Beech 4 leg frame



Side chair  
**CLR70** - Solid Ash pyramid base



**BUILD**  
YOUR VISION.



# BRICK

**Brick** is a compact range of upholstered modular bench soft seating. Designed to provide a simple, effective solution for contemporary waiting and reception areas.

Brick comprises of ten individual pieces, that can be configured to redefine breakout spaces.



99% recyclable

## The range



# LOITER

**Loiter** is a compact range of modular bench seating designed to provide a simple effective solution for waiting and reception areas.

Loiter is modular in design for flexible and reconfigurable spaces. Loiter has a range of complementary side tables available to complete the look.



99% recyclable


## The range







**Toraseen™**  
**COLLECTIONS**



# WORKING TOGETHER

The workplace is evolving in the way people work and the technology that we work with. Elegance bridges the gaps with the demands of the workplace creating a space within a space.

The Elegance booth creates a unique and comfortable

place for people to work, collaborate and breakaway from the formal desk space.

Easily installed in to any environment, the high back structure creates an acoustic barrier that can help eliminate distractions from the surrounding

areas, for an uninterrupted work space.


Elegance can be specified as a two, four or six person booth, all featuring an integrated work surface, discreet cable management and scalloped cable access.



The scalloped cable access at the back of the integrated work surfaces allows integral routing for cables to optional power outlets positioned below.



The integrated work surface provides a convenient place to touchdown and work, constructed of 25mm MFC the table top can be specified in a choice of 5 finishes.



To discreetly connect cables from the surface down to the floor with causing visual distraction the booths intermediate panel features a fabric cable management pocket.

# ELEGANCE

The simple crisp styling of the high back **Elegance** sofa group has been developed to respond to the growing demand for this type of seating in the workplace.



99% recyclable

## The range



Single seat  
ELG01



Double seat  
ELG02



Three seat  
ELG03



Two seat booth  
ELG12



Four seat booth  
ELG14

# FOCUS BOOTH

The open office has delivered many benefits; however there is a need for privacy within the workplace environment. **Focus Booths** provide a defined space for individual focused work and spaces for team collaboration.

The space efficient geometric design also enhances the acoustic performance of the product.



99% recyclable

## The range



One person booth  
FCB01



Two person booth  
FCB02



Three person booth  
FCB03








**Torasan™**

# DESKING & TABLES



# FREEDOM TO BE YOU.







# FREEWAY

In-line and bench



Xpress delivery



1 person desk - Standalone

**MFC Desk** FBCS16-1  
**Cable Basket** FBBA16  
**Cable Spine** FBCCM

**Fabric Screens** FBFU16  
**Monitor Arm** MON1  
**Pedestal** CONMP



2 person bench - Back to back

**MFC Desk** FBDC16-2  
**Cable Basket** FBDBA16  
**Cable Spine** FBCCM

**Fabric Screens** FBFU16  
**Monitor Arm** MON1  
**Pedestal** CONMP



2 person desk - In-line

**MFC Desk** FBCS16-2  
**Cable Basket** FBBA16  
**Cable Spine** FBCCM

**Fabric Screens** FBFU16  
**Monitor Arm** MON1  
**Pedestal** CONMP



4 person bench - Back to back

**MFC Desk** FBDC16-4  
**Cable Basket** FBDBA16  
**Cable Spine** FBCCM

**Fabric Screens** FBFU16  
**Monitor Arm** MON1  
**Pedestal** CONMP



3 person desk - In-line

**MFC Desk** FBCS16-3  
**Cable Basket** FBBA16  
**Cable Spine** FBCCM

**Fabric Screens** FBFU16  
**Monitor Arm** MON1  
**Pedestal** CONMP



6 person bench - Back to back

**MFC Desk** FBDC16-6  
**Cable Basket** FBDBA16  
**Cable Spine** FBCCM

**Fabric Screens** FBFU16  
**Monitor Arm** MON1  
**Pedestal** CONMP



# RISE UP.







# FREEWAY

Electric Height adjustable in-line and bench



1 person desk - Standalone

<b>MFC Desk</b>	FBAE1608	<b>Fabric Screens</b>	FBUS0416
<b>Cable Tray</b>	FBACT16	<b>Monitor Arm</b>	MON1
<b>Cable Riser</b>	FBAVCM	<b>Pedestal</b>	CONMP



2 person bench - Back to back

<b>MFC Desk</b>	FBAEB1616	£2,267	<b>Fabric Screens</b>	FBUSHA0616
<b>Cable Tray</b>	FBACT16	£130	<b>Monitor Arm</b>	MON1
<b>Cable Riser</b>	FBAVCM	£208	<b>Pedestal</b>	CONMP



2 person desk - In-line

<b>MFC Desk</b>	FBAE1608	<b>Fabric Screens</b>	FBUS0416
<b>Cable Tray</b>	FBACT16	<b>Monitor Arm</b>	MON1
<b>Cable Riser</b>	FBAVCM	<b>Pedestal</b>	CONMP
<b>In-line desk divider</b>	FBAEDLINK		



4 person bench - Back to back

<b>MFC Desk</b>	FBAEB1616	<b>Fabric Screens</b>	FBUSHA0616
<b>Cable Tray</b>	FBACT16	<b>Monitor Arm</b>	MON1
<b>Cable Riser</b>	FBAVCM	<b>Pedestal</b>	CONMP
<b>In-line desk divider</b>	FBAEDLINK		



3 person desk - In-line

<b>MFC Desk</b>	FBAE1608	<b>Fabric Screens</b>	FBUS0416
<b>Cable Tray</b>	FBACT16	<b>Monitor Arm</b>	MON1
<b>Cable Riser</b>	FBAVCM	<b>Pedestal</b>	CONMP
<b>In-line desk divider</b>	FBAEDLINK		



6 person bench - Back to back

<b>MFC Desk</b>	FBAEB1616	<b>Fabric Screens</b>	FBUSHA0616
<b>Cable Tray</b>	FBACT16	<b>Monitor Arm</b>	MON1
<b>Cable Riser</b>	FBAVCM	<b>Pedestal</b>	CONMP
<b>In-line desk divider</b>	FBAEDLINK		









# FREEWAY

Tables



800 depth table  
**FB1208MT** 1200mm W  
**FB1408MT** 1400mm W  
**FB1608MT** 1600mm W  
**FB1808MT** 1800mm W



1650 depth table  
**FB1216MT** 1200mm W  
**FB1416MT** 1400mm W  
**FB1616MT** 1600mm W  
**FB1816MT** 1800mm W



1650 depth table  
**FB2416MT** 2400mm W  
**FB2816MT** 2800mm W  
**FB3216MT** 3200mm W  
**FB3616MT** 3600mm W



# ASPEN



Rectangular Desk - Cantilever

<b>MFC Desk</b>	AS16	<b>Monitor Arm</b>	MON1
<b>Fabric Screens</b>	S160	<b>Pedestal</b>	CONMP



Rectangular Desk - Panel end

<b>MFC Desk</b>	ASP16	<b>Monitor Arm</b>	MON1
<b>Fabric Screens</b>	S160	<b>Pedestal</b>	CONMP



Single Wave Desk - Cantilever

<b>MFC Desk</b>	ASSW16	<b>Monitor Arm</b>	MON1
<b>Fabric Screens</b>	S160	<b>Pedestal</b>	CONMP



Single Wave Desk - Panel end

<b>MFC Desk</b>	ASPW16	<b>Monitor Arm</b>	MON1
<b>Fabric Screens</b>	S160	<b>Pedestal</b>	CONMP



Radial Desk - Cantilever

<b>MFC Desk</b>	ASRS16	<b>Monitor Arm</b>	MON1
<b>Fabric Screens</b>	S160	<b>Pedestal</b>	CONMP



Radial Desk - Panel end

<b>MFC Desk</b>	ASPRS16	<b>Monitor Arm</b>	MON1
<b>Fabric Screens</b>	S160	<b>Pedestal</b>	CONMP





Toraseen™

# STORAGE







# OPEN STORAGE



Bookcase  
**ASBC8** - 1 Shelf supplied



Bookcase  
**ASSU16** - 3 Shelves supplied



Bookcase  
**ASSU20** - 4 Shelves supplied



Double door cupboard  
**ASDR7** - No shelf supplied



Double door cupboard  
**ASDR16** - 1 Shelf supplied



Double door cupboard  
**ASDR20** - 1 Shelf supplied



Side opening tambour  
**ASST7** - No shelf supplied



Side opening tambour  
**ASST16** - 1 Shelf supplied



Side opening tambour  
**ASST20** - 1 Shelf supplied



# PEDESTALS



Xpress  
delivery



Mobile pedestal  
**CONMP** - 430W x 575D x 631H



Mobile pedestal  
**ASMP2** - 430W x 575D x 565H



Mobile pedestal  
**ASMP3** - 430W x 575D x 565H



Desk high pedestal  
**CONDH6** - 430W x 600D x 730H



Desk high pedestal  
**CONDH8** - 430W x 800D x 730H



Tall steel mobile  
**METMP** - 391W x 565D x 305H



Narrow steel mobile  
**METNP** - 310W x 565D x 563H





# UNIVERSAL UNITS



Open corner unit  
**CS6** - 600W x 600D x 730H



Tambour corner unit  
**CST8** - 800W x 800D x 730H



Filing cabinet  
**2DFC** - 474W x 600D x 730H



Filing cabinet  
**4DFC** - 474W x 600D x 1365H



Side filer  
**SF10** - 1000W x 500D x 730H



Pedestal storage top  
**PCT8** - 430W x 800D x 425H  
\*Does not include pedestal.  
To be used with **CONDH8** or **DH8** only.



Desk high pedestal  
**CONDH8** - 430W x 800D x 730H





**Toraseñ™**

# **FABRICS & FINISHES**





# FABRICS



## Band 1+ – Era



## Band 1+ – Xtreme



# FABRICS

## Band 3 – Synergy




## Band 3 – Silk




# TASK SEATING

Finishes

## Mesh Finishes – Meteor Mesh & Zeus




## Component / Base Finishes




# MULTI PURPOSE

Finishes


## Shell Finishes – Mork & Mindy



## Button Finishes – Mork & Mindy



## Wood Frame Finishes – Mork



## Metal Frame Finishes – Mork & Mindy







# MULTI PURPOSE

Finishes

## Mesh Finishes – Kyos Mesh



## Back & Seat Finishes – Kyos & Kyos Mesh



## Frame Finishes – Kyos & Kyos Mesh



# MULTI PURPOSE


Finishes

## Back & Seat Finishes – Pila & Pila Beam



\* Xpress finishes only available on Pila

## Plastic Arm Finishes – Pila & Pila Beam




\* Not available on Pila Beam

## Frame Finishes – Pila & Pila Beam



\* Not available on Pila Beam

## Component & Base Finishes – Cooper



# SOFT SEATING & COLLECTIONS

Finishes

## Wood Frame Finishes – Herbie & Clara (Selected models only)



Oak Natural Walnut

## Metal Frame Finishes – Herbie & Clara (Selected models only)



Black (Powder Coat)\* Polished Chrome Polished Aluminium

\* Not available on Herbie

## Frame Finishes – Elegance



Black (Powder Coat) Silver (Powder Coat) White (Powder Coat)

## MFC Finishes – Focus Booth & Elegance




White Autumn Strata Oak Winter Oak

# DESKING & STORAGE


Finishes

## MFC Finishes – Aspen & Storage




White Steamed Beech Maple Light Oak

## MFC Finishes – Freeway & Storage



White Autumn Stata Oak Winter Oak

## Contrasting Edge Tapes



Ply Effect Edging Silver Ply Edging


## Standard Frame/Leg Finishes



Black\* White\* Silver

\* Not available on Aspen

## Xpress Screen Fabric Options



Spray Carron Fair Isle Vit Black Easdale



# OUR BRAND VALUES

These are the beliefs that drive the Torasen business.



## CONSISTENCY

Consistency leads to reliability. We're consistent in what we say and our relationships with our clients. Consistency allows us to streamline our processes, which in turn gives us the best prices.

## SIMPLICITY

Simplicity equals efficiency equals value. Simplicity requires intelligence and smarter design. Clear product ranges and simple pricing structures means happier clients.

## RESPONSIBILITY

Our role in the sectors we operate gives us huge responsibility. It's our commitment towards our people and the customers we serve. It also reflects our stance on the environment and the greater good. Responsibility goes hand in hand with honesty and fairness.

# SIMPLE & SMART. FOR DEMANDING WORK ENVIRONMENTS

**Torasen™**



**SMART.  
PRECISE & EFFICIENT.  
ECONOMICAL.  
SHARP.  
PROFESSIONAL.  
STREAMLINED.  
FOCUSED.  
UNCLUTTERED.  
SIMPLICITY & CLARITY.**



**A  
BETTER  
EVERYDAY  
FOR  
EVERYONE.**





**Torasan™**

**Global Headquarters**

Altham Business Park  
Accrington  
Lancashire  
BB5 5YE  
T +44 [0]1254 306000  
sales@torasen.co.uk

**torasen.co.uk**

Part of The Senator Group