

Torasan™

XPRESS PROGRAMME.

2020



Toraseen™

XPRESS PROGRAMME.

Can't wait? No problem. We understand people need products on short lead times, this is why we have a range of products across our Portfolio, which we can deliver on a 7-10 day lead time, depending on when the order is placed.

CONTENTS.

MULTI-PURPOSE SEATING

Pila	p4-5
Kyos	p6-7
Kyos Mesh	p8-9

TASK SEATING

Pluto	p10-11
Pluto Plus	p12-13
Meteor	p14-15
Meteor Mesh	p16-17
Orthopaedica	p18-27
Zeus	p28-31
Opus	p32-33
Opus Xtra	p34-35
Mercury	p36-37
Mercury XL	p38-39
Mercury Mesh	p40-41

DESKING, TABLES & STORAGE

Freeway	p42-47
Freeway H/A	p48-49
Aspen	p50-51
Desking Additions	p52-53
Pedestals	p54-55
Storage	p56-57
Flip Top Tables	p58-59
Pal	p60
Xpress Fabrics	p61



PILA

INFINITE POSSIBILITIES.

Pila is a versatile range of multi-purpose seating with strong design features, comprising both lightweight practicality and functional simplicity that will fit with confidence into any environment.

FEATURES (*Selected models only)

- Stacks up to 4 high
- Tubular Steel 4 leg frame
- Plastic seat*
- Upholstered seat*
- Plastic back
- Plastic arms*

OPTIONAL FEATURES (*Selected models only)

- Underseat retractable linking

PLASTIC SEAT, BACK & ARM FINISHES



Black

FRAME FINISHES



Black
(Powder Coat)



PL1
4 Leg chair
No arms
Plastic back and seat



PL1A
4 Leg chair
With arms
Plastic back and seat



PL2
4 Leg chair
No arms
Plastic back
Upholstered seat



PL2A
4 Leg chair
With arms
Plastic back
Upholstered seat

KYOS

COMPLETE FLEXIBILITY.

Kyos epitomises the concept that good design does not mean a high cost. Multiple frame and back options make Kyos a universal multi-purpose seating range.

FEATURES (*Selected models only)

- Stacks up to 4 high
- Tubular Steel 4 leg frame*
- Tubular Steel cantilever frame*
- Plastic seat*
- Upholstered seat*
- Plastic back*
- Upholstered back*
- Plastic arms*

OPTIONAL FEATURES

- Underseat retractable linking

SEAT & BACK FINISHES



Black (Plastic)

FRAME FINISHES



Black (Powder Coat)



KS1
4 Leg chair
No arms
Plastic back and seat



KS1A
4 Leg chair
With arms
Plastic back and seat



KS2
4 Leg chair
No arms
Plastic back
Upholstered seat



KS2A
4 Leg chair
With arms
Plastic back
Upholstered seat



KS3
4 Leg chair
No arms
Fully upholstered



KS3A
4 Leg chair
With arms
Fully upholstered



KS4
Cantilever chair
No arms
Plastic back and seat



KS4A
Cantilever chair
With arms
Plastic back and seat



KS5
Cantilever chair
No arms
Plastic back
Upholstered seat



KS5A
Cantilever chair
With arms
Plastic back
Upholstered seat



KS6
Cantilever chair
No arms
Fully upholstered



KS6A
Cantilever chair
With arms
Fully upholstered

KYOS MESH

NEW THINKING.

Kyos Mesh is a refreshing new addition to the Kyos range. Developed with a breathable mesh back, two frame options and with or without arms.

Kyos Mesh is a versatile chair that can be customised to suit a variety of environments including educational, meeting and hospitality areas.

FEATURES (*Selected models only)

- Stacks up to 4 high
- Tubular Steel 4 leg frame*
- Tubular Steel cantilever frame*
- Plastic seat*
- Upholstered seat*
- 3D self-supporting mesh back
- Plastic arms*

OPTIONAL FEATURES

- Underseat retractable linking

SEAT FINISHES



Black (Plastic)

FRAME FINISHES



Black (Powder Coat)

MESH FINISHES



Black



KM7
4 Leg chair
No arms
Mesh back
Plastic seat



KM7A
4 Leg chair
With arms
Mesh back
Plastic seat



KM8
4 Leg chair
No arms
Mesh back
Upholstered seat



KM8A
4 Leg chair
With arms
Mesh back
Upholstered seat



KM9
Cantilever chair
No arms
Mesh back
Plastic seat



KM9A
Cantilever chair
With arms
Mesh back
Plastic seat



KM10
Cantilever chair
No arms
Mesh back
Upholstered seat



KM10A
Cantilever chair
With arms
Mesh back
Upholstered seat

PLUTO

THINK SMART.

Pluto offers a clean linear aesthetic and user friendly adjustments to provide the optimum blend of style and functionality required for the office environment.

The fully upholstered task seating range provides a host of options to choose from including a choice of back height, two variations of mechanism and a seat slide to ensure a comfortable sit throughout the working day.

FEATURES (*Selected models only)

- 5 Star base*
- Tubular Steel cantilever frame*
- 50mm Hard wheel castors*
- Plastic glides*
- Height adjustable back
- Independent mechanism with seat and back locking function*
- Standard mechanism with back locking function*
- Medium back*
- High back*
- Fixed arms*
- Height adjustable arms*
- Glides*

OPTIONAL FEATURES (*Selected models only)

- 50mm seat depth adjustment*
- Inflatable lumbar support*

BASE FINISHES



Black (Plastic)

COMPONENTS



Black (Plastic)

FRAME FINISHES



Black (Powder Coat)



PT30
Task chair
No arms
Medium back
Standard mechanism



PT70
Task chair
No arms
High back
Standard mechanism



PT30A
Task chair
Fixed arms
Medium back
Standard mechanism



PT70A
Task chair
Fixed arms
High back
Standard mechanism



PT30HA
Task chair
Height adjustable arms
Medium back
Standard mechanism



PT70HA
Task chair
Height adjustable arms
High back
Standard mechanism



PT30D
Draughtsman chair
No arms
Medium back
Standard mechanism



PT36
Task chair
No arms
Medium back
Independent mechanism



PT76
Task chair
No arms
High back
Independent mechanism



PT36A
Task chair
Fixed arms
Medium back
Independent mechanism



PT76A
Task chair
Fixed arms
High back
Independent mechanism



PT36HA
Task chair
Height adjustable arms
Medium back
Independent mechanism



PT76HA
Task chair
Height adjustable arms
High back
Independent mechanism



PT30V
Visitor chair
No arms
Medium back



PT30VA
Visitor chair
Fixed arms
Medium back



PLUTO PLUS

ENHANCED COMFORT.

Pluto Plus is designed to deal with demanding work environments, a fully synchronised mechanism allows the seat to be frequently and easily reconfigured without compromising comfort.

Available with tilt action and arm options, Pluto Plus can be tailored to meet your exact requirements.

FEATURES (*Selected models only)

- 5 Star base
- 60mm Hard wheel castors
- Height adjustable ratchet back
- Fully synchronised mechanism
- Fold down arms*
- Height adjustable arms*

OPTIONAL FEATURES (*Selected models only)

- Multi-functional arm pad*
- Inflatable lumbar support
- 60mm seat depth adjustment

BASE FINISHES



Black (Plastic)

COMPONENTS



Black (Plastic)



PP80
 Task chair
 No arms
 High back
 Standard seat width
 Synchronised mechanism



PP80HA
 Task chair
 Height adjustable arms
 High back
 Standard seat width
 Synchronised mechanism



PP80FDA
 Task chair
 Fold down arms
 High back
 Standard seat width
 Synchronised mechanism

METEOR

ALL DAY COMFORT.

With a contemporary angular appearance, **Meteor** is a stylish new addition to our seating portfolio, designed for all day comfort.

Meteor is a hardworking, versatile task chair delivering simple functionality with multiple mechanism and arm options available.

FEATURES (*Selected models only)

- 5 Star base
- 60mm Hard wheel castors
- Height adjustable ratchet back
- Independent mechanism with seat and back locking function*
- Standard mechanism with back locking function*
- Height adjustable arms*
- Fold down arms*

OPTIONAL FEATURES (*Selected models only)

- Multi-functional arm pad*
- Inflatable lumbar support

BASE FINISHES



Black (Plastic)

COMPONENTS



Black (Plastic)



M300
Task chair
No arms
Standard mechanism



M300HA
Task chair
Height adjustable arms
Standard mechanism



M300FDA
Task chair
Fold down arms
Standard mechanism



M306
Task chair
No arms
Independent mechanism



M306HA
Task chair
Height adjustable arms
Independent mechanism



M306FDA
Task chair
Fold down arms
Independent mechanism

METEOR MESH

BREATHABLE SUPPORT.

Guaranteed to provide a contemporary feel to any office environment, **Meteor Mesh** delivers the same high performance as the Meteor range.

The addition of a breathable mesh back creates a clean and modern styling that enables users to stay comfortable throughout the day and discourages fatigue.

FEATURES (*Selected models only)

- 5 Star base
- 60mm Hard wheel castors
- Height adjustable ratchet back
- Independent mechanism with seat and back locking function*
- Standard mechanism with back locking function*
- Fixed lumbar support
- 3D self-supporting mesh back
- Height adjustable arms*
- Fold down arms*

OPTIONAL FEATURES (*Selected models only)

- Multi-functional arm pad*

BASE FINISHES



Black (Plastic)

COMPONENTS



Black (Plastic)

MESH COLOUR



Black



M500
Task chair
No arms
Standard mechanism



M500HA
Task chair
Height adjustable arms
Standard mechanism



M500FDA
Task chair
Fold down arms
Standard mechanism



M506
Task chair
No arms
Independent mechanism



M506HA
Task chair
Height adjustable arms
Independent mechanism



M506FDA
Task chair
Fold down arms
Independent mechanism

ORTHOPAEDICA

90Series

WE'VE GOT YOUR BACK.

The **90Series** is the original model of Orthopaedica, built with a contoured seat and backrest; it provides high levels of support during prolonged sitting periods.

Orthopaedica can be further enhanced with the addition of optional features including: seat depth adjustment, inflatable lumbar and thoracic supports and a choice of arm options.

FEATURES (*Selected models only)

- 5 Star base
- 60mm Hard wheel castors
- Height adjustable ratchet back
- Independent mechanism with seat and back locking function*
- Fully synchronised mechanism*
- Height adjustable arms*
- Fold down arms*
- Larger seat width

OPTIONAL FEATURES (*Selected models only)

- Inflatable lumbar support
- Inflatable thoracic support
- 50mm seat depth adjustment
- AirTech seat
- Coccyx cut out
- Multi-functional arm pad*

BASE FINISHES



Black (Plastic)

COMPONENTS



Black (Plastic)



OC94
Task chair
No arms
Synchronised mechanism



OC94HA
Task chair
Height adjustable arms
Synchronised mechanism



OC94FDA
Task chair
Fold down arms
Synchronised mechanism



OC97
Task chair
No arms
Independent mechanism



OC97HA
Task chair
Height adjustable arms
Independent mechanism



OC97FDA
Task chair
Fold down arms
Independent mechanism



ORTHOPAEDICA

100Series

WE'VE GOT YOUR BACK.

The Orthopaedica **100Series** offers a wider back for a more encompassing sit.

FEATURES (*Selected models only)

- 5 Star base
- 60mm Hard wheel castors
- Height adjustable ratchet back
- Independent mechanism with seat and back locking function*
- Fully synchronised mechanism*
- Height adjustable arms*
- Fold down arms*
- Headrest*
- Larger seat width

OPTIONAL FEATURES (*Selected models only)

- Inflatable lumbar support
- Inflatable thoracic support
- 50mm seat depth adjustment
- AirTech seat
- Coccyx cut out
- Multi-functional arm pad*

BASE FINISHES



Black (Plastic)

COMPONENTS



Black (Plastic)



OC104
Task chair
No arms
Synchronised mechanism



OC104HA
Task chair
Height adjustable arms
Synchronised mechanism



OC104FDA
Task chair
Fold down arms
Synchronised mechanism



OC107
Task chair
No arms
Independent mechanism



OC107HA
Task chair
Height adjustable arms
Independent mechanism



OC107FDA
Task chair
Fold down arms
Independent mechanism



OC114
Task chair
No arms
Synchronised mechanism
Headrest



OC114HA
Task chair
Height adjustable arms
Synchronised mechanism
Headrest



OC114FDA
Task chair
Fold down arms
Synchronised mechanism
Headrest



OC117
Task chair
No arms
Independent mechanism
Headrest



OC117HA
Task chair
Height adjustable arms
Independent mechanism
Headrest




OC117FDA
Task chair
Fold down arms,
Independent mechanism
Headrest



ORTHOPAEDICA

WE'VE GOT YOUR BACK.

Orthopaedica is a comprehensive range of ergonomically responsive task seating designed to meet the challenging conditions found in today's commercial environment. Boasting an impressive list of possibilities, Orthopaedica provides the user with the ultimate level of postural support. Sculptured seat and back cushions make it an ideal choice for those with back problems.



ORTHOPAEDICA

200Series

WE'VE GOT YOUR BACK.

Every individual is unique in their proportions, which is why we developed a range of back heights within the Orthopaedica range. The mid back variation is built with a laminated core; the **200Series** is available with an upholstered outer and inner back.

FEATURES (*Selected models only)

- 5 Star base
- 60mm Hard wheel castors
- Height adjustable ratchet back
- Independent mechanism with seat and back locking function*
- Fully synchronised mechanism*
- Height adjustable arms*
- Fold down arms*
- Larger seat width

OPTIONAL FEATURES (*Selected models only)

- Inflatable lumbar support
- Inflatable thoracic support
- 50mm seat depth adjustment
- AirTech seat
- Coccyx cut out
- Multi-functional arm pad*

BASE FINISHES



Black
(Plastic)

COMPONENTS



Black
(Plastic)



OC204
Task chair
No arms
Synchronised mechanism



OC204HA
Task chair
Height adjustable arms
Synchronised mechanism



OC204FDA
Task chair
Fold down arms
Synchronised mechanism



OC207
Task chair
No arms
Independent mechanism



OC207HA
Task chair
Height adjustable arms
Independent mechanism



OC207FDA
Task chair
Fold down arms
Independent mechanism

ORTHOPAEDICA

300Series

WE'VE GOT YOUR BACK.

The expansion of the Orthopaedica range has led to the creation of the ultra high back, to offer the ultimate in support and comfort. Developed with a laminated core structure for additional strength, the **300Series** features a fully upholstered back.

FEATURES (*Selected models only)

- 5 Star base
- 60mm Hard wheel castors
- Height adjustable ratchet back
- Independent mechanism with seat and back locking function*
- Fully synchronised mechanism*
- Height adjustable arms*
- Fold down arms*
- Larger seat width

OPTIONAL FEATURES (*Selected models only)

- Inflatable lumbar support
- Inflatable thoracic support
- 50mm seat depth adjustment
- AirTech seat
- Coccyx cut out
- Multi-functional arm pad*

BASE FINISHES



Black (Plastic)

COMPONENTS



Black (Plastic)



OC304
Task chair
No arms
Synchronised mechanism



OC304HA
Task chair
Height adjustable arms
Synchronised mechanism



OC304FDA
Task chair
Fold down arms
Synchronised mechanism



OC307
Task chair
No arms
Independent mechanism



OC307HA
Task chair
Height adjustable arms
Independent mechanism



OC307FDA
Task chair
Fold down arms
Independent mechanism

ZEUS

SEATING THAT PERFORMS.

Zeus is a contemporary task seating range, delivering a fresh aesthetic with a stylish mesh back.

The comprehensive suite of adjustments available offer the user reliability and functionality. With the optional addition of an adjustable headrest, Zeus provides support in alternative postures including reclined positions.

FEATURES (*Selected models only)

- 5 Star base
- 60mm Hard wheel castors
- Height adjustable ratchet back
- Independent mechanism with seat and back locking function*
- Fully synchronised mechanism*
- Adjustable lumbar support
- 3D self-supporting mesh back
- Fold down arms*
- Height adjustable arms*
- Fully adjustable headrest*

OPTIONAL FEATURES (*Selected models only)

- 50mm Seat depth adjustment
- Multi-functional arm pad*

BASE FINISHES



Black (Plastic)

COMPONENTS



Black (Plastic)

MESH COLOUR



Black



ZU704
Task chair
No arms
Synchronised mechanism



ZU704HA
Task chair
Height adjustable arms
Synchronised mechanism



ZU704FDA
Task chair
Fold down arms
Synchronised mechanism



ZU707
Task chair
No arms
Independent mechanism



ZU707HA
Task chair
Height adjustable arms
Independent mechanism



ZU707FDA
Task chair
Fold down arms
Independent mechanism



ZU714
Task chair
No arms
Synchronised mechanism
Headrest



ZU714HA
Task chair
Height adjustable arms
Synchronised mechanism
Headrest



ZU714FDA
Task chair
Fold down arms
Synchronised mechanism
Headrest



ZU717
Task chair
No arms
Independent mechanism
Headrest



ZU717HA
Task chair
Height adjustable arms
Independent mechanism
Headrest



ZU717FDA
Task chair
Fold down arms
Independent mechanism
Headrest



OPUS

STRONG AND STYLISH.

Opus task chair range offers the ultimate in comfort with a strong, stylish aesthetic and user friendly adjustments.

Available with a choice of backrest heights, tilt actions and arm options. Opus will provide the optimum blend of comfort, style and functionality for the office environment.

FEATURES (*Selected models only)

- 5 Star base*
- Tubular Steel cantilever frame*
- 50mm Hard wheel castors*
- Ratchet height adjustable back
- Glides*
- Independent mechanism with seat and back locking function*
- Standard mechanism with back locking function*
- Medium back*
- High back*
- Fixed arms*
- Height adjustable arms*
- Stool height variation*

OPTIONAL FEATURES (*Selected models only)

- 50mm seat depth adjustment*
- Inflatable lumbar support

BASE FINISHES



Black (Plastic)

COMPONENTS



Black (Plastic)

FRAME FINISHES



Black (Powder Coat)



O40
Task chair
No arms
Medium back
Standard mechanism



O80
Task chair
No arms
High back
Standard mechanism



O40A
Task chair
Fixed arms
Medium back
Standard mechanism



O80A
Task chair
Fixed arms
High back
Standard mechanism



O40HA
Task chair
Height adjustable arms
Medium back
Standard mechanism



O80HA
Task chair
Height adjustable arms
High back
Standard mechanism



O40V
Visitor chair
No arms
Medium back



O40VA
Visitor chair
Fixed arms
Medium back



O46
Task chair
No arms
Medium back
Independent mechanism



O86
Task chair
No arms
High back
Independent mechanism



O46A
Task chair
Fixed arms
Medium back
Independent mechanism



O86A
Task chair
Fixed arms
High back
Independent mechanism



O46HA
Task chair
Height adjustable arms
Medium back
Independent mechanism



O86HA
Task chair
Height adjustable arms
High back
Independent mechanism



O40D
Draughtsman chair
Medium back
Standard mechanism

OPUS XTRA

A GENEROUS SIT.

As the name suggests, **Opus Xtra** is an enhanced version of the popular Opus task chair. The contoured seat and back provide excellent postural support and additional comfort, Opus Xtra is ideally suited to those who sit at a desk for several hours a day.

FEATURES (*Selected models only)

- 5 Star base
- 60mm Hard wheel castors*
- Height adjustable ratchet back
- Independent mechanism with seat and back locking function*
- Fully synchronised mechanism*
- 50mm seat depth adjustment
- Inflatable lumbar support
- Height adjustable arms*
- Fold down arms*

OPTIONAL FEATURES (*Selected models only)

- Multi-functional arm pad*

BASE FINISHES



Black (Plastic)

COMPONENTS



Black (Plastic)



OX81
Task chair
No arms
High back
Larger seat width
Synchronised mechanism



OX83
Task chair
No arms
High back
Larger seat width
Independent mechanism



OX81HA
Task chair
Height adjustable arms
High back
Larger seat width
Synchronised mechanism



OX83HA
Task chair
Height adjustable arms
High back
Larger seat width
Independent mechanism



OX81FDA
Task chair
Fold down arms
High back
Larger seat width
Synchronised mechanism



OX83FDA
Task chair
Fold down arms
High back
Larger seat width
Independent mechanism

MERCURY

CONTOURED SUPPORT.

Mercury operator chairs feature a contoured seat and backrest. Their comprehensive suite of functional controls and options provide comfort and support during prolonged periods of seated work.

FEATURES (*Selected models only)

- 5 Star base*
- Tubular Steel cantilever frame*
- 50mm Hard wheel castors*
- Glides*
- Height adjustable back*
- Height adjustable ratchet back*
- Independent mechanism with seat and back locking function*
- Standard mechanism with back locking function*
- Medium back*
- High back*
- Fixed arms*
- Height adjustable arms*
- Stool height variation*

OPTIONAL FEATURES (*Selected models only)

- 50mm seat depth adjustment*
- Inflatable lumbar support*

BASE FINISHES



Black (Plastic)

COMPONENTS



Black (Plastic)

FRAME FINISHES



Black (Powder Coat)



M20
Task chair
No arms
Medium back
Standard mechanism



M60
Task chair
No arms
High back
Standard mechanism



M20A
Task chair
Fixed arms
Medium back
Standard mechanism



M60A
Task chair
Fixed arms
High back
Standard mechanism



M20HA
Task chair
Height adjustable arms
Medium back
Standard mechanism



M60HA
Task chair
Height adjustable arms
High back
Standard mechanism



M20V
Visitor chair
No arms
Medium back



M20VA
Visitor chair
Fixed arms
Medium back



M26
Task chair
No arms
Medium back
Independent mechanism



M66
Task chair
No arms
High back
Independent mechanism



M26A
Task chair
Fixed arms
Medium back
Independent mechanism



M66A
Task chair
Fixed arms
High back
Independent mechanism



M26HA
Task chair
Height adjustable arms
Medium back
Independent mechanism



M66HA
Task chair
Height adjustable arms
High back
Independent mechanism



M20D
Draughtsman chair
Medium back
Standard mechanism

MERCURY XL

CONTOURED SUPPORT.

Mercury XL task chairs are built with a larger seat width to provide high levels of comfort and support during prolonged seated periods. Mercury XL is easy to adjust and includes a one touch back height adjustment and options including backrest heights, tilt actions and arm options.

FEATURES (*Selected models only)

- 5 Star base
- 50mm Hard wheel castors
- Ratchet height adjustable back
- Independent mechanism with seat and back locking function*
- Standard mechanism with back locking function*
- High back
- Fixed arms*
- Height adjustable arms*

OPTIONAL FEATURES (*Selected models only)

- 50mm seat depth adjustment*
- Inflatable lumbar support*

BASE FINISHES



Black
(Plastic)

COMPONENTS



Black
(Plastic)



M60XL
Task chair
No arms
High back
Larger seat width
Standard mechanism



M60XLA
Task chair
Fixed arms
High back
Larger seat width
Standard mechanism



M60XLHA
Task chair
Height adjustable arms
High back
Larger seat width
Standard mechanism



M66XL
Task chair
No arms
High back
Larger seat width
Independent mechanism



M66XLA
Task chair
Fixed arms
High back
Larger seat width
Independent mechanism



M66XLHA
Task chair
Height adjustable arms
High back
Larger seat width
Independent mechanism

MERCURY MESH

FRESH AND STYLISH.

The addition of a stylish, height adjustable mesh back to our successful Mercury family gives a modern, fresh aesthetic to the range.

Mercury Mesh is available as a task chair and cantilever visitor chair, both with a choice of arms, mechanisms and frame finishes.

FEATURES (*Selected models only)

- 5 Star base*
- Tubular Steel cantilever frame*
- 50mm Hard wheel castors*
- Height adjustable back
- Glides*
- Independent mechanism with seat and back locking function*
- Standard mechanism with back locking function*
- Self-supporting mesh back
- Fixed arms*
- Height adjustable arms*

OPTIONAL FEATURES (*Selected models only)

- 50mm seat depth adjustment*

BASE FINISHES



Black (Plastic)

COMPONENTS



Black (Plastic)

MESH COLOUR



Black



M100
Task chair
No arms
Standard mechanism



M100A
Task chair
Fixed arms
Standard mechanism



M100HA
Task chair
Height adjustable arms
Standard mechanism



M106
Task chair
No arms
Independent mechanism



M106A
Task chair
Fixed arms
Independent mechanism



M106HA
Task chair
Height adjustable arms
Independent mechanism



M100V
Visitor chair
No arms



M100VA
Visitor chair
Fixed arms



FREEWAY

FREEDOM TO BE YOU.

Freeway is a range of desking that offers a simple yet practical working solution. This versatile range gives a strong clean image in a crisp design which delivers intelligent results. Freeway Bench is available to order as set configurations or standalone, in-line or back to back benches for ease of specifying

FEATURES

- Fabricated Steel legs
- Steel crossrail
- Levelling feet
- Scalloped cable access
- 25mm MFC rectangular tops
- In-line or back to back benches

MFC FINISHES



White

COMPONENTS



Silver



White

FREEWAY IN-LINE DESKING

1 Person Desk

- 800mm d x 730mm h
- FBCS12-1** - 1200mm w
- FBCS14-1** - 1400mm w
- FBCS16-1** - 1600mm w
- FBCS18-1** - 1800mm w



2 Person Desk

- 800mm d x 730mm h
- FBCS12-2** - 1200mm w
- FBCS14-2** - 1400mm w
- FBCS16-2** - 1600mm w
- FBCS18-2** - 1800mm w



3 Person Desk

- 800mm d x 730mm h
- FBCS12-3** - 1200mm w
- FBCS14-3** - 1400mm w
- FBCS16-3** - 1600mm w
- FBCS18-3** - 1800mm w



4 Person Desk

- 800mm d x 730mm h
- FBCS12-4** - 1200mm w
- FBCS14-4** - 1400mm w
- FBCS16-4** - 1600mm w
- FBCS18-4** - 1800mm w



FREEWAY IN-LINE DESKING ADDITIONS

Single Cable Basket

- FBBA12** - 1200mm w
- FBBA14** - 1400mm w
- FBBA16** - 1600mm w
- FBBA18** - 1800mm w



Vertical Cable Spine

FBCCM





FREEWAY BACK TO BACK DESKING

2 Person Desk
 1650mm d x 730mm h
FBCD12-2 - 1200mm w
FBCD14-2 - 1400mm w
FBCD16-2 - 1600mm w
FBCD18-2 - 1800mm w



4 Person Desk
 1650mm d x 730mm h
FBCD12-4 - 1200mm w
FBCD14-4 - 1400mm w
FBCD16-4 - 1600mm w
FBCD18-4 - 1800mm w



6 Person Desk
 1650mm d x 730mm h
FBCD12-6 - 1200mm w
FBCD14-6 - 1400mm w
FBCD16-6 - 1600mm w
FBCD18-6 - 1800mm w



8 Person Desk
 1650mm d x 730mm h
FBCD12-8 - 1200mm w
FBCD14-8 - 1400mm w
FBCD16-8 - 1600mm w
FBCD18-8 - 1800mm w



FREEWAY BACK TO BACK DESKING ADDITIONS

Double Cable Basket
FBDBA12 - 1200mm w
FBDBA14 - 1400mm w
FBDBA16 - 1600mm w
FBDBA18 - 1800mm w



Vertical Cable Spine
FBCCM



FREEWAY

FREEDOM TO BE YOU.

Freeway is a range of desking that offers a simple yet practical working solution. This versatile range gives a strong clean image in a crisp design which delivers intelligent results. Freeway Bench is available to order as set configurations or standalone, in-line or back to back benches for ease of specifying

FEATURES

- Fabricated Steel legs
- Steel crossrail
- Levelling feet
- Scalloped cable access
- 25mm MFC rectangular tops
- In-line or back to back benches

MFC FINISHES



White

COMPONENTS



Silver



White



FREEWAY STANDALONE DESKING

1 Person Bench Workstation

- 800mm d x 730mm h
- FBCSMW12-1** - 1200mm w
- FBCSMW14-1** - 1400mm w
- FBCSMW16-1** - 1600mm w
- FBCSMW18-1** - 1800mm w



Portholes fitted. Only MON2 monitor arms can be used

Rectangular Return

- 600mm d
- FBCSRTN06** - 600mm w
- FBCSRTN08** - 800mm w
- FBCSRTN10** - 1000mm w



Includes legs, beams and connectors

Storage Unit

- 2 Door unit
- 2 Open space
- 560mm h x 440mm d
- FBDROF-56-16** - 1600mm w



FREEWAY STANDALONE DESKING ADDITIONS

Single Cable Basket

- FBCSBA12** - 1200mm w
- FBCSBA14** - 1400mm w
- FBCSBA16** - 1600mm w
- FBCSBA18** - 1800mm w



FREEWAY

FREEDOM TO BE YOU.

Freeway is a range of desking that offers a simple yet practical working solution. This versatile range gives a strong clean image in a crisp design which delivers intelligent results. Freeway Bench is available to order as set configurations or standalone, in-line or back to back benches for ease of specifying

FEATURES

- Fabricated Steel legs
- Steel crossrail
- Levelling feet
- Scalloped cable access
- 25mm MFC rectangular tops
- In-line or back to back benches

MFC FINISHES



White

COMPONENTS



Silver



White



FREEWAY HEIGHT ADJUSTABLE

RISE UP.

Freeway incorporates a simple yet practical height adjustable workstation that offers a solution to today's office requirements, allowing the user options to vary posture and stand whilst working.

FEATURES

- Height adjustable Steel frame
- Levelling adjustment
- Scalloped cable access
- 25mm MFC rectangular tops
- Electric Operation

MFC FINISHES



White

COMPONENTS



White



Silver

FREEWAY HEIGHT ADJUSTABLE SINGLE DESKING

- Single HA Electric**
 800mm d x 650-1300mm h
FBPAE1208 - 1200mm w
FBPAE1408 - 1400mm w
FBPAE1608 - 1600mm w
FBPAE1808 - 1800mm w
FBPAE2008 - 2000mm w



FREEWAY HEIGHT ADJUSTABLE ADDITIONS

- In-line Desk Dividing Link Kit**
 For In-line desking
FBPAEDLINK



- Desk Mounted Cable Tray**
 Single (one required per desktop)
FBPACT12 - 1200mm w
FBPACT14 - 1400mm w
FBPACT16 - 1600mm w
FBPACT18 - 1800mm w
FBPACT20 - 2000mm w



- Vertical Cable Riser**
FBPAVCM



- CPU Holder**
 For Freeway HA desk
FBPACPUH



- Rectangular Fabric Desktop Screen***
 400mm h, (brackets included)
FBPFU12 - 1200mm w
FBPFU14 - 1400mm w
FBPFU16 - 1600mm w
FBPFU18 - 1800mm w
FBPFU20 - 2000mm w



*For Xpress screen fabrics please click [here](#)



ASPEN DESKING

Rectangular Desk

- Cantilever frame
- AS8** - 800mm w
- AS10** - 1000mm w
- AS12** - 1200mm w
- AS14** - 1400mm w
- AS16** - 1600mm w
- AS18** - 1800mm w



Single Wave Desk

- Cantilever frame*
- ASSW12** - 1200mm w
- ASSW14** - 1400mm w
- ASSW16** - 1600mm w
- ASSW18** - 1800mm w



Radial Desk

- Cantilever frame*
- ASRS14** - 1400mm w
- ASRS16** - 1600mm w
- ASRS18** - 1800mm w



*Please specify Left (L) or Right (R) hand version when ordering. Right hand shown.

ASPEN DESKING ADDITIONS

Horizontal Cable Management

- Single cable basket
- HBCM8** - 800mm w
- HBCM10** - 1000mm w
- HBCM12** - 1200mm w
- HBCM14** - 1400mm w
- HBCM16** - 1600mm w
- HBCM18** - 1800mm w

ASPEN

SIMPLICITY DESIGNED.

Aspen offers a straight forward range of shapes and sizes for the ever demanding office environment. Incorporating fly-over tops with wire management portholes and storage pedestals.

FEATURES

- Cantilever frame
- Available in a range of widths
- Structural modesty panel
- Levelling feet
- Porthole cable access
- 25mm MFC tops

MFC FINISHES



White



Steamed Beech

COMPONENTS



Silver



DESKING ADDITIONS

Toraseen offers a wide range of desking solutions that can be further enhanced by the addition of fabric wrapped screens and a number of flexible, sturdy and fully adjustable monitor arms.

XPRESS SCREEN FABRICS - CARA FABRICS



MONITOR ARMS

Monitor Arm
Desk fitted, Silver
These monitor arms are compatible with most flat screen monitors. If in doubt please consult the sales office
MON1



Monitor Arm
Porthole fitted, Silver
These monitor arms are compatible with most flat screen monitors. If in doubt please consult the sales office
MON2



Monitor Arm
Rail fitted, Silver
These monitor arms are compatible with most flat screen monitors. If in doubt please consult the sales office
MON3



Dual Monitor Arm
Desk fitted, Silver
These monitor arms are compatible with most flat screen monitors. If in doubt please consult the sales office
MON4




Dual Monitor Arm
Porthole fitted, Silver
These monitor arms are compatible with most flat screen monitors. If in doubt please consult the sales office
MON5



FABRIC WRAPPED SCREENS

Rectangular Fabric Desktop Screen*
400mm h, (brackets included)
FBFU12 - 1200mm w
FBFU14 - 1400mm w
FBFU16 - 1600mm w
FBFU18 - 1800mm w



Wave Fabric Desktop Screen*
400/230mm h (brackets included)
FBFW12 - 1200mm w
FBFW14 - 1400mm w
FBFW16 - 1600mm w
FBFW18 - 1800mm w





PEDESTALS

Tall Mobile Pedestal
 575mm d x 430mm w x 630mm h
CONMP - Three foil drawer
MP - Three steel drawer



Low Mobile Pedestal
 570mm d x 430mm w x 544mm h
ASMP2 - Standard two drawer
ASMP3 - Standard three drawer



Desk Height, Static Pedestal
 430mm w x 730mm h
CONDH6 - 600mm d
CONDH8 - 800mm d



Steel Mobile Pedestal
METMP
 Tall, 565mm d x 391mm w x 605mm h
METNP
 Narrow, 565mm d x 310mm w x 558mm h




PEDESTALS

DESIGNED FOR EVERYDAY USE.

Torasan's range of easy to access office pedestals comprises a wide range of products to achieve more storage space under desks. Whether you need free-standing, fixed or mobile or either 2 or 3 drawers for storing a variety of items and office accessories there is a solution for your requirements.

MFC FINISHES



White



Steamed Beech



STORAGE

SOME THINGS ARE WORTH KEEPING.

Torasan's storage units can be used as room dividers or for territorial definition. The differing heights of the units provide an opportunity for landscaping in an open plan office, whilst also being practical, yet stylish storage solutions suitable for all office environments.

MFC FINISHES



White



Steamed Beech

STORAGE

Open Bookcase

- 425mm d x 1000mm w
- ASBC8** - 870mm h, 1 shelf supplied
- ASSU12** - 1200mm h, 2 shelves supplied
- ASSU16** - 1600mm h, 3 shelves supplied
- ASSU20** - 2000mm h, 4 shelves supplied



Double Door Cupboard

- 525mm d x 1000mm w
- ASDR7** - 730mm h
- ASDR12** - 1200mm h
- ASDR16** - 1600mm h, 1 shelf supplied
- ASDR20** - 2000mm h, 1 shelf supplied



Side Opening Tambour

- 525mm d x 1000mm w, tambour Silver
- ASST7** - 730mm h
- ASST12** - 1200mm h
- ASST16** - 1600mm h 1 shelf supplied
- ASST20** - 2000mm h 1 shelf supplied



STORAGE ADDITIONS

25mm Wooden Shelf

- For double door cupboard
- ASWSHF** - 1000mm w
- For side opening tambour
- ASWSHF8** - 800mm w



Steel Shelf

- For double door cupboard
- ASSSHF10** - 1000mm w
- For side opening tambour
- ASSSHF8** - 800mm w



Lateral Filing Rail

- For double door cupboard
- ASLFR10** - 1000mm w
- For side opening tambour
- ASLFR8** - 800mm w



Pull Out Filing Rail*

- For double door cupboard
- ASPOFR10** - 1000mm w
- For side opening tambour
- ASPOFR8** - 800mm w



*Pull out filing frame must not be used over waist height



FLIP TOP TABLES

Rectangular
750mm d x 730mm h
TPMT750 - 750mm w
TPMT15 - 1500mm w
TPMT18 - 1800mm w



Semi-Circular
750mm d x 730mm h
TPSMT15 - 1500mm w



Trapezoidal*
750mm d x 730mm h
TPTMT15 - 1500mm w



*Six tables form a closed hexagon

FLIP TOP TABLES

Ideal for training, meetings, conferences and all rooms which are frequently reconfigured and utilised in a variety of ways.

The easily accessible release mechanism allows the table top to be flipped simply and due to the standard braked castors, they can be moved, stored and deployed easily.

FEATURES

- 25mm MFC tops
- Quick release folding mechanism with auto engagement
- Steel frame with low profile foot
- Black 40mm castors with manual brake

MFC FINISHES



COMPONENTS



PAL

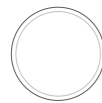
WHEREVER YOU NEED IT.

Simple and functional, the **Pal Laptop Table** can be used wherever you need it. The lightweight, easy to manoeuvre table can be placed in an array of settings, including corporate workspaces, hospitality environments and breakout areas. Pal offers a solid worksurface when using laptops or notepads on a sofa or lounge chair.

FEATURES

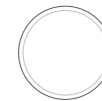
- MFC Top
- Tubular Steel Cantilever Frame
- Glides

MFC FINISHES



White

FRAME FINISHES



White



PAL 1


Laptop Table
Tubular Steel cantilever frame
MFC Top 390 x 390mm




XPRESS SEATING FABRICS.

A selection of our most popular Xpress seating fabrics are shown below.


Band 1 – Phoenix



Band 1+ – Xtreme




Band 1+ – Era









XPRESS SCREEN FABRICS.

Xpress Screen Fabric Options / Cara Fabrics



SIMPLE & SMART. FOR DEMANDING WORK ENVIRONMENTS

		
		<p>We have multiple product ranges, each offers its own individual style that complement each other. Creating an extensive range of collections to choose from.</p>
	<p>A BETTER EVERYDAY FOR EVERYONE.</p>	