

The addition of a stylish, height adjustable mesh back to our successful Mercury family gives a modern, fresh aesthetic to the range. The upholstered seat task chair offers a wide range of choice with two variations of mechanism and a choice of arm options.

Mercury Mesh is available as a task chair and cantilever visitor chair, both with a choice of arms and mechanisms.



## Features

### Standard Features

(\*Selected models only)

- 5 Star base\*
- Tubular Steel cantilever frame\*
- 50mm Hard wheel castors\*
- Height adjustable back
- Glides\*
- Independent mechanism with seat and back locking function\*
- Standard mechanism with back locking function\*
- Self-supporting mesh back
- Fixed arms\*
- Height adjustable arms\*

### Optional Features

(\*Selected models only)

- 50mm seat depth adjustment\*
- Choice of finish options available

### Performance Standards

This product has been designed to conform to the following standards and has been tested for type approval.

- BS EN 1335 – 2 : 2009
- BS EN 1335 – 3 : 2009

## Finishes

### Mesh Finish



Black

### Base Finishes




Black  
(Plastic)



Polished  
Aluminium

### Components Finishes



Black  
(Plastic)

### M100 / M106

**Overall Height:** 990-1160mm  
**Overall Width:** 600mm  
**Overall Depth:** 580mm  
**Seat Width:** 460mm  
**Seat Height:** 460-585mm  
**Seat Depth:** 440mm



### M100A / M106A

**Overall Height:** 990-1160mm  
**Overall Width:** 600mm  
**Overall Depth:** 580mm  
**Seat Width:** 460mm  
**Seat Height:** 460-585mm  
**Seat Depth:** 440mm  
**Arm Height:** 200mm



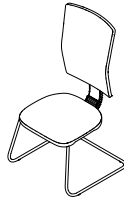
### M100HA / M106HA

**Overall Height:** 990-1160mm  
**Overall Width:** 600mm  
**Overall Depth:** 580mm  
**Seat Width:** 460mm  
**Seat Height:** 460-585mm  
**Seat Depth:** 440mm  
**Arm Height:** 180-255mm



### M100V

**Overall Height:** 900mm  
**Overall Width:** 600mm  
**Overall Depth:** 570mm  
**Seat Width:** 460mm  
**Seat Height:** 490mm  
**Seat Depth:** 440mm



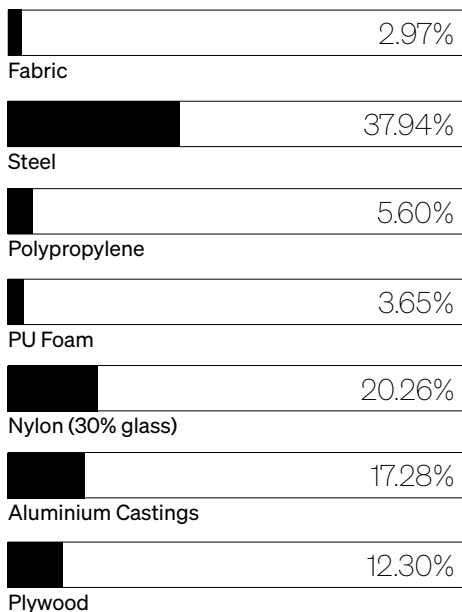
### M100VA

**Overall Height:** 900mm  
**Overall Width:** 600mm  
**Overall Depth:** 570mm  
**Seat Width:** 460mm  
**Seat Height:** 490mm  
**Seat Depth:** 440mm  
**Arm Height:** 200mm



**Material Content**

Components are constructed of the following



**Recycled Content**

Contains up to 37.50% of Recycled Material



**Recyclability**

The range is 99% recyclable

99%

Environmental information for this range has been based on M100. For more detail please refer to individual EPA sheets.

**The Senator Group 3 R's**

The Senator Group is committed to continually improving the sustainability of all environmental aspects within our business.

To meet both international standards and our own environmental targets we apply the three R's principle

**-Reduce, Reuse and Recycle.**

Whilst recycling is the element which receives the most exposure it is actually the last option available and should never be the prime target in anyone's battle to reduce waste.

It is our duty as individuals and as a company to initially attempt to **Reduce** usage. Then we should look to **Reuse** wherever possible and finally, only after these two processes have been exhausted, should we consider **Recycling**.

Reduce  
Reuse  
Recycle