

Freeway is a range of desking that offers a simple yet practical working solution. This versatile range gives a strong clean image in a crisp design which delivers intelligent results. Freeway Bench is available to order as set configurations or standalone, in-line or back to back benches for ease of specifying or alternatively Freeway can be ordered as individual components for added configurability.



Features

Standard Features

- Fabricated Steel legs
- Steel crossrail
- Levelling feet
- Scalloped cable access
- 25mm MFC rectangular tops

Optional Features

- In-line or back to back benches
- Complementary Options
- Universal screens
- All fabric screens
- Cable spine and Steel cable riser
- Meeting tables
- Modesty panels
- Cable trays and baskets
- Clad mid leg vertical riser
- Choice of finish options available

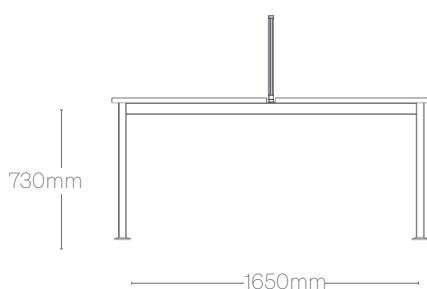
Performance Standards

This product has been designed to conform to the following standards and has been tested for type approval.

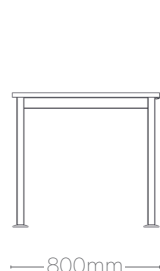
- BS EN 527-2:2016
- BS EN 527-1:2011
- BS EN ISO 9241-5:1999

Dimensions

Back to Back Bench



In-Line Desk



In-Line



1 Person in line
Widths. 1200–1800mm
Depth. 800mm

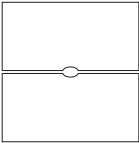


2 Person in-line

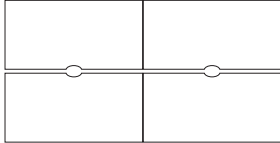


3 Person in-line

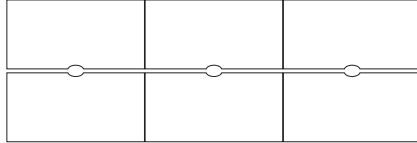
Back to Back



2 Person back to back
Widths. 1200–1800mm
Depth. 1650mm



4 Person back to back



6 Person back to back

Tables



Table
Widths.
1200–1800mm
Depth. 800mm




Table
Widths. 1200–3600mm
Depth. 1650mm

Finishes

Band 1 - MFC Finishes



White



Beech




Strata Oak



Winter Oak



Urban Maple



Greige Castello
Oak



Dark Rockford
Hickory



Light Grey

Metalwork



Black



White



Silver

Environmental Data

All Environmental Data can be found on product LCA reports.
LCA reports can be downloaded from the Group Portal and Website.