

Freeway is a range of desking that offers a simple yet practical working solution. This versatile range gives a strong clean image in a crisp design which delivers intelligent results. Freeway Bench is available to order as set configurations or standalone, in-line or back to back benches for ease of specifying or alternatively Freeway can be ordered as individual components for added configurability.



Features

Standard Features

- Height adjustable Steel frame
- Levelling adjustment
- Scaloped cable access
- 25mm MFC rectangular tops
- Electric Operation

Optional Features

- Universal screens
- Cable trays and risers
- Monitor arms
- PU Desk accessories
- Desk top accessories
- CPU Holders
- Electrical accessories

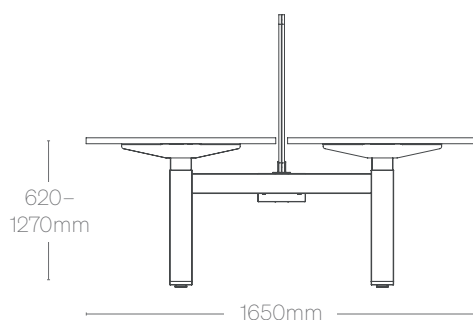
Performance Standards

This product has been designed to conform to the following standards and has been tested for type approval.

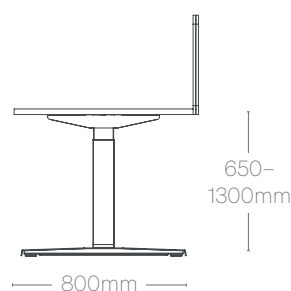
- BS EN 527-2:2016
- BS EN 527-1:2011
- BS EN ISO 9241-5:1999

Dimensions

Back to Back Bench



Single / In-Line Desk



In-Line

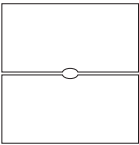
Rectangular Tops
Widths. 1200 / 1400 / 1600 / 1800 / 2000 mm
Depth. 800mm



1 Person

Back to Back

Rectangular Tops
Widths. 1200 / 1400 / 1600 / 1800 / 2000 mm
Depth. 1650mm



2 Person

Finishes

Band 1 - MFC Finishes



White



Beech



Strata Oak



Winter Oak



Urban Maple



Greige Castello
Oak



Dark Rockford
Hickory



Light Grey

Metalwork



Black



White



Silver

Environmental Data

All Environmental Data can be found on product LCA reports.
LCA reports can be downloaded from the Group Portal and Website.